


# Stick to the rules!


## Vocabulary

### Rules & Regulations

- 1 Look at the sign.  
 Listen and learn.



## Listening & Reading

- 2 Look at the leaflet. What is its purpose?  
 Listen and read to find out.
- 3 Read the leaflet again and for questions 1-4, choose the best answer A, B or C. Then explain the words in bold.
- At the campsite, campers aren't allowed to  
**A** light fires anywhere.    **B** cook in their tents.  
**C** eat food in their tents.
  - Campers don't need to pay for  
**A** cleaning products.    **B** hot showers.  
**C** rubbish bags.
  - Campers with dogs have to  
**A** exercise them every day.  
**B** keep them on a lead when outdoors.  
**C** keep them in a special tent.
  - At night, it is important for campers  
**A** to respect that other people are sleeping.  
**B** not to drive around the campsite.  
**C** to keep their tents closed.

We want all our campers to enjoy a peaceful and relaxing stay, so here are a few simple rules and regulations to make sure that happens!

### Cooking & Heating

In the interests of safety, please use the areas provided for cooking and washing-up. You mustn't light fires, except in places where there is a fire pit. You mustn't try to **light** a cooking fire inside your tent, as this can be **extremely** dangerous!

### Keeping the campsite clean

A clean, **tidy** campsite makes life more pleasant for everyone. We ask you to keep showers and toilets clean, recycle your rubbish and **pick up** your litter after picnics, etc. You don't have to buy rubbish bags – we supply them free of **charge**.

*Thank you for your kind cooperation. We wish you a very happy stay!*

### Pets

Pets are allowed at the campsite, but they shouldn't run around **freely**. This may annoy fellow campers. Please keep your dog on a lead when it is outside your tent or caravan. There is a special outdoor area for pets where they can take their **daily** exercise off the lead.

### Respecting fellow campers

From the hours of 11 pm to 8 am, you are not allowed to play loud music. This could disturb others who are sleeping. Also, don't park your car in the way of other campers. You should park next to your own tent or **caravan**.



#### Check these words

safety, fire pit, litter, supply, annoy, lead, respect, disturb

#### 4 Use the words in the list to complete the gaps, then make sentences using the completed phrases.

- daily • fellow • simple • loud • relaxing
- rubbish • fire

- |         |       |         |          |
|---------|-------|---------|----------|
| 1 ..... | stay  | 5 ..... | camper   |
| 2 ..... | rules | 6 ..... | exercise |
| 3 ..... | pit   | 7 ..... | music    |
| 4 ..... | bag   |         |          |

#### 5 Fill in: *light, take, pick up, recycle, keep, play*.

- 1 Don't ..... music after 11 pm.
- 2 Please use the special bins to ..... rubbish.
- 3 Never ..... a fire in the forest.
- 4 You should drink water when you ..... exercise.
- 5 You have to ..... any litter you drop in the countryside.
- 6 Always ..... the camping area clean or it will attract wild animals.

#### 6 PREPOSITIONS Fill in the correct preposition, then make sentences using the completed phrases.

- to • at • from • of (x2) • in • on

- |                          |              |               |
|--------------------------|--------------|---------------|
| 1 in the interests ..... | 5 .....      | 11 pm to 8 am |
| 2 ..... the campsite     | 6 .....      | the way of    |
| 3 ..... a lead           | 7 next ..... |               |
| 4 free .....             | charge       |               |

#### 7 Underline the imperative forms in the leaflet. How do we form the imperative?

### Speaking & Writing

#### 8 Cover the leaflet, then use the pictures on p. 56 to talk about rules and regulations at Green Forest Campsite.

- 9 Imagine you are a trekking guide. You are about to take a group of tourists up a mountain, where you will camp for the night. Create a leaflet with rules for them. Think about: *fire safety, damaging trees/plants, litter, disturbing wildlife.*

## Grammar in Use



**Landlady:** Welcome to Clippers Apartments. You have to sign here please, and I'll give you the key.

**Mark:** OK, there you are. Do I have to pay the rent today?

**Landlady:** No, you don't need to pay rent until the first of each month.

**Mark:** Great. Am I allowed to have visitors stay with me?

**Landlady:** You must let me know if you're expecting a guest just so I know what's going on, but of course they can stay.

**Mark:** Right ... And one last thing – is it OK to get a dog when I've settled in?

**Landlady:** Sorry, you can't have pets here. I'm allergic to cats and dogs.

**Mark:** OK. No problem.

### 1 Read the theory. Find examples in the dialogue. Identify the uses.

#### have/need to – don't have/need to – must/mustn't

We use **have/need to** to express:

- **necessity/lack of necessity.**  
You **have/need to** leave early to catch the flight. (It's necessary.)  
You **don't have/need to** help me wash the car. (It isn't necessary.)
- **obligation/duty coming from outside the speaker.**  
Campers **have to** keep their pets on a lead. (It's their duty. The campsite owner says so.)

We use **must/mustn't** to express:

- **very strong advice.**  
You **must** stay away from the boats. (It's very important that you do.)  
You **mustn't** go near the rocks. (It's very important that you don't.)
- **obligation/duty coming from the speaker.**  
I **must** call Ann tonight. (It's my duty. I say so.)
- **prohibition.**  
You **mustn't** light a fire in the forest. (It's forbidden.)

### 2 Fill in: must (x2), doesn't have to, mustn't (x2), don't have to, have to, has to.

- 1 Campers ..... check out of the campsite by noon.
- 2 You ..... forget to pay your rent today.
- 3 He ..... take a special test to be a taxi driver.
- 4 You ..... book our hotel room before it's too late.
- 5 We ..... pay for Wi-Fi. It's free of charge.
- 6 Children ..... swim in the pool without an adult present.
- 7 I ..... thank Molly for helping me to find my new flat.
- 8 She ..... buy a bus ticket. She's already got one.

### 3 a) Listen to Ann and Chris talking about the colleges they go to. Put a tick (✓) or a dash (–) in each column.

Who has to ...	Chris	Ann
1 get up early to catch the bus?	✓	–
2 go to a lesson on Saturday mornings? .....	.....	.....
3 help out at the Students' Union? .....	.....	.....
4 do housework on Sundays? .....	.....	.....
5 pay for college lunches? .....	.....	.....

### b) Now make sentences, as in the example.

Chris has to get up early to catch the bus.

Ann doesn't have to get up early to catch the bus.

### 4 Discuss chores, as in the example. Use these ideas as well as your own: wash the car/do the gardening, clean up my room/mop the floors, do the laundry/tidy the garage.

A: Tomorrow, I have to wash the car.

B: So do I, but I don't have to do the gardening.

A: Neither do I.

#### may/might/could

We use **may, might** or **could** to express **possibility in a specific situation.**

Stay away from the dog. It **may/might/could** bite you. (It's possible.)

**5 Match the advice to the results, then make sentences, as in the example.**


Advice	Results
1 <input type="checkbox"/> Never play with matches.	<b>A</b> the fire/spread
2 <input type="checkbox"/> Always be careful when cooking with hot oil.	<b>B</b> you/start a fire
3 <input type="checkbox"/> Never throw water on an oil fire.	<b>C</b> it/set on fire

*Never play with matches. You might start a fire.*

**6 Read the theory. Find examples in the dialogue on p. 58.**

**can/can't – be allowed to – should/shouldn't**

- We use **can** to ask for or give permission, and **can't** to refuse permission.  
*"Can I go out?" (Is it OK if ...)* *"Of course you can."*  
*I'm afraid you can't enter this room.*
- We use **be allowed to** to talk about rules and regulations:  
*Am I allowed to use the pool?* (What is the rule?)
- We use **should/shouldn't** to give advice – i.e. to say it is a good/bad idea for someone to do sth.  
*You should drink a lot of water daily.* (It's a good idea.)  
*You shouldn't drink too much coffee.* (It isn't a good idea.)

**7**  **Read the theory in Ex. 6 again. Use the prompts to act out short dialogues, as in the example.**

- I/park my car/here? (park somewhere else)  
*A: Can I park my car here?*  
*B: No, I'm afraid you can't. You aren't allowed to park here. You have to park somewhere else.*
- my son/come to the hospital? (leave him at home)
- we/eat/in here? (eat your food outside)
- I/wear shorts/in this restaurant? (wear a suit and tie)
- I/take this olive oil/on the plane with me? (leave it with airport security)

**8 Complete the sentences about going hiking with should or shouldn't.**

- You ..... wear strong, comfortable shoes.
- You ..... go hiking in bad weather.
- You ..... go hiking on your own.
- You ..... take some water with you.

**9 Read the theory. Then, fill in: didn't have to, could, couldn't, wasn't able to, had to (x2).**

**had to/didn't have to – could/couldn't – was/were(n't) able to**

- Had to/didn't have to** are the past forms of **have to/don't have to**.  
*When my father was a boy, he had to wear a uniform to school. He didn't have to learn ICT back then.*
- Could/couldn't** are the past forms of **can/can't**.  
*She could swim when she was five. I could go out when I was 16, but I couldn't go on my own; I had to go with my brother.*
- We use **was/were able to** to express **specific ability in the past**. *They were able to get there on time.* (They had the ability on that particular occasion. They managed to.)  
**BUT:** We use **could** with **hear, see, smell, feel, taste, understand, believe, decide, remember**. *He could hear the wind howling.* We use both **couldn't** and **wasn't/weren't able to** to express **specific negative ability in the past**. *He couldn't/wasn't able to win the race.*

- Thanks to his university job, Joe ..... travel a lot.
- He ..... pay for his trips because the university did.
- One year, he ..... fly to Paris to give a lecture, but the weather that day was bad.
- In those days, pilots ..... take off in thick fog.
- The passengers ..... wait on the runway for three hours.
- The flight arrived so late that Uncle Joe ..... give his lecture!

**10 Fill in: must, should, need, may, shouldn't, don't have to, mustn't, can't.**

**TRAVELLING ABOARD** | **the basics**



When travelling to another country, you **1)** ..... to have an up-to-date passport before you can enter. Also, in some countries, you **2)** ..... enter without a visa. You **3)** ..... know the language, but it does help! You **4)** ..... also respect the customs of the place. Ignoring them **5)** ..... offend the locals and that's something to avoid! And you **6)** ..... break the law – you could end up in prison! When visiting countries, you **7)** ..... try and support local businesses. Also, you **8)** ..... buy souvenirs from just anyone – shops are safest.

## Skills in Action

### Vocabulary

#### Chores

- 1 Look at the pictures.  
🔊 Listen and learn.



1 take out the rubbish



2 clean the bathroom



3 sweep the floors



4 clean the windows



5 dust the furniture



6 vacuum the carpets



7 do the laundry



8 do the washing-up



9 do the ironing



10 clean the oven

- 2 🗣️ Which of the chores do you have to do this weekend? Tell your partner.

### Listening

- 3 🎧 Listen and match the people (1-5) to the chores (a-g). Two chores are extra.

- |                                  |                        |
|----------------------------------|------------------------|
| 1 <input type="checkbox"/> Chloe | a vacuum the carpets   |
| 2 <input type="checkbox"/> Dave  | b do the washing-up    |
| 3 <input type="checkbox"/> Penny | c clean the bathroom   |
| 4 <input type="checkbox"/> Gale  | d sweep the floors     |
| 5 <input type="checkbox"/> Ricky | e clean the windows    |
|                                  | f dust the furniture   |
|                                  | g take out the rubbish |

### Everyday English

#### Asking about/Explaining rules

- 4 Colin has rented a holiday flat and is discussing the rules with its owner, Lydia. Read the dialogue and choose the correct item.  
🔊 Listen and check.

**Lydia:** Welcome! Here are the keys.  
**Colin:** Thank you. What time do we **1) have to/ must** check out on Sunday, please?  
**Lydia:** By 11 am at the latest. You **2) may/should** leave the keys in the letterbox. Here's a full list of rules.  
**Colin:** OK. Are there any rules about quiet hours?  
**Lydia:** You **3) don't have to/mustn't** make any noise between 11 pm and 7:30 am.  
**Colin:** Right. Is it OK to park on the street?  
**Lydia:** Yes, you **4) could/can**. But you can also park in the garage.  
**Colin:** Great!  
**Lydia:** The main thing is you **5) can/have to** keep the flat clean and tidy.  
**Colin:** No problem at all!  
**Lydia:** You **6) can/are able to** use the cleaning products provided and there is a vacuum cleaner available.  
**Colin:** Great!  
**Lydia:** Enjoy your stay!  
**Colin:** Thanks!

- 5 🗣️ Use the prompts to act out a dialogue between someone renting a holiday cottage and the landlord/landlady. Use the dialogue in Ex. 4 as a model.

A	B
<ul style="list-style-type: none"> <li>Monday/check out?</li> <li>cook in garden?</li> <li>park my bike at the main entrance?</li> </ul>	<ul style="list-style-type: none"> <li>2 pm</li> <li>use barbecue provided</li> <li>not leave rubbish outside the bins</li> </ul>

### Pronunciation *can* /kæn/ – *can't* /kɑ:nt/

- 6 🎧 Listen and repeat.


- We can't use the pool today.
- You can use our Wi-Fi – it's free.
- How many pets can we bring with us?
- Visitors can't stay overnight.

## Reading & Writing

### 7 Read the advert and fill in the appropriate headings. Where could you see such an advert?

- Cancellations
- House Rules
- The Space
- Facilities

search text...



## Italian holiday villa on Lake Como

6 guests
 3 bedrooms
 3 beds
 2 bathrooms

1) .....

This lovely villa near Lake Como can sleep six and is perfect for relaxing holidays. There are fantastic views of the lake and Milan is only a 2-hour drive away.

[Read more](#) ▾

2) .....

- fully equipped basement gym
- large garden with swimming pool
- laundry room
- Wi-Fi

**€150 per night**

DATE

Check in → Check out

GUESTS

1 Guest ▾

**BOOK**

You won't be charged yet.

**42 Reviews** ★★★★★

Search Reviews

[Show all](#) ▾

3) .....

- Guests are not allowed to remove equipment from the gym.
- Guests must wear trainers in the gym.
- For garden meals, please cook on the barbecue provided.
- Young children mustn't use the pool without an adult present.
- Please do laundry in the laundry room only. Clothes dryer available.

[Read more](#) ▾

4) .....

- Cancel up to 30 days before your trip for a full refund.

[Read more](#) ▾



### Writing Tip

#### Presenting information in adverts

When we write an advert, it is important to present the information clearly. This catches the reader's attention and invites them to read more. Use headings to introduce each new section. You can also use bullet points to present separate ideas.

### 8 Read the Writing Tip. Is the advert in Ex. 7 properly laid out? Give reasons.

### 9 List the items in the list below under the headings from Ex. 7.

- report any damage to property
- laptop-friendly workspace
- fully air-conditioned
- lock all doors when leaving
- park in the garage, not on the street
- weekly cleaning service
- sort rubbish into recycling bins
- large balcony

### Writing (an advert about a flat for rent)

### 10 a) Read the rubric and underline the key words. What do you have to write? Who for?

You own a flat in a block of flats in the city centre and you want to rent it for the summer. Write an advert for a holiday homes website giving full details (100-120 words).

### b) **BRAINSTORMING** Use the headings in Ex. 7 to brainstorm for ideas.

### c) Use your ideas from Ex. 10b to write your advert. You can use the advert in Ex. 7 as a model.

**Cleanliness**



# The Greatest Race in the Land Down Under



Australia – or the Land Down Under – is home to Ayers Rock, the Great Barrier Reef and one of the world’s top yacht races: the Sydney to Hobart Yacht Race. People travel from all over the world to **take part**. They set sail from the capital city on Boxing Day (26th December) and finish over 1,000 kilometres away, in Hobart on the island of Tasmania.

The race is one of the oldest and most famous sailing competitions in the world. It first took place in 1945 and quickly became world-famous because it was so dangerous and difficult. It **lasts** six days and competitors have to sail against strong winds all the way to Tasmania. Even though it is summer, they can face storms and huge waves in the Tasman Sea.

To **join** the race, you have to have a yacht between 9 and 30 metres long, with between 6 and 24 crew members. Each member has to be over 18 years old, but there is no **limit** on how old competitors can be. In fact, in 2015, 88-year-old Syd Fischer competed and finished the race!

The Sydney to Hobart Yacht Race might be a challenge for competitors, but it’s great fun for spectators! At the start, 600,000 people **gather** on the shores of Sydney Harbour, and more watch from cruise ships or the Manly ferry boat. Many bring a picnic and make it a Boxing Day tradition! At the finish line, there is the Hobart Race Village, where there are live bands, food stalls, face-painting and games. It’s also the perfect **spot** to watch the New Year’s fireworks display after the race is over. Visitors to Australia in December shouldn’t miss it!



## Listening & Reading

1 Read the title. What type of race is the text about? Where does it take place? How long does it last?

Listen and read to find out.

2 Read the text and decide if the sentences are *T* (True), *F* (False) or *DS* (Doesn't say). Then explain the words in bold.

- 1 You must be Australian to compete in the race. ....
- 2 The summer weather is perfect for sailing. ....
- 3 Competitors pay to participate. ....
- 4 More than half a million people watch the start. ....
- 5 There are fireworks in Hobart on 31st December. ....



## Check these words

yacht, set sail, competitor, face, wave, crew member, challenge, spectator

## Speaking & Writing

3



Would you like to take part in the Sydney to Hobart Yacht Race? Why/Why not?

4



Collect information about a race in your country. Make notes under these headings: Where/When is it? – What is it? – What are the rules? – Why go? Present the event to the class.

## Vocabulary

- 1 Fill in:** *charge, area, pit, litter, fire, lead, rubbish, ironing.*
- Please do your washing-up in the ..... provided.
  - Do not leave ..... behind after your picnic; take it home with you.
  - We supply rubbish bags free of .....
  - It's your turn to do the .....
  - Only use the campsite's fire ..... to cook meals.
  - We had to light a(n) ..... to keep warm.
  - You have to keep your dog on a(n) ..... in this park.
  - Please recycle ..... like glass and plastic. (8 x 2 = 16)

## 2 Match to form collocations.

- |                                     |                        |
|-------------------------------------|------------------------|
| 1 <input type="checkbox"/> do       | <b>A</b> the floors    |
| 2 <input type="checkbox"/> dust     | <b>B</b> the windows   |
| 3 <input type="checkbox"/> clean    | <b>C</b> the carpets   |
| 4 <input type="checkbox"/> sweep    | <b>D</b> the laundry   |
| 5 <input type="checkbox"/> vacuum   | <b>E</b> the rubbish   |
| 6 <input type="checkbox"/> take out | <b>F</b> the furniture |
- (6 x 4 = 24)

## Grammar

### 3 Choose the correct item.

**Swimming pool rules**

- You **have to/mustn't** have a medical check.
- You **might/need to** take off your jewellery.
- You **mustn't/don't have to** wear a swimming cap.
- You **mustn't/could** push other swimmers.

(4 x 3 = 12)

### 4 Fill in: *mustn't, may, can't, have to, should.*

- We ..... have a party in the garden. (aren't allowed to)
- You ..... bring insect repellent to the campsite. (It's a good idea.)
- It ..... stop raining soon. (It's possible.)
- We ..... play loud music at night. (It's forbidden.)
- You ..... check out by 12 noon. (It's your duty.) (5 x 2 = 10)

### 5 Fill in: *had to, didn't have to, could, couldn't, was able to or wasn't able to.*

- A: I ..... go to the cinema with friends when I was 14.  
B: Oh really? I ..... I ..... go with my parents.
- A: I always brought lunch to school.  
B: We ..... do that. We had a canteen.
- A: I ..... book the hotel. It was full!  
B: Never mind. I ..... find a nice guest house instead.

(3 x 6 = 18)

## Everyday English

### 6 Match the exchanges.

- |  |  |
|--|--|
| 1 <input type="checkbox"/> What time do I need to check out?           | <b>A</b> You mustn't make any noise after 11 pm. |
| 2 <input type="checkbox"/> Is it OK to leave my bicycle here?          | <b>B</b> Thank you.                              |
| 3 <input type="checkbox"/> Here are your keys.                         | <b>C</b> OK, I'll do that.                       |
| 4 <input type="checkbox"/> Are there any rules about music?            | <b>D</b> Yes, you can.                           |
| 5 <input type="checkbox"/> You have to buy your own cleaning products. | <b>E</b> By 12 noon.                             |

(5 x 4 = 20)

Total 100

## Competences

GOOD ✓

VERY GOOD ✓✓

EXCELLENT ✓✓✓

### Lexical Competence

Understand words/phrases related to:

- rules & regulations
- chores

### Reading Competence

- Understand texts about accommodation, rules and regulations, events (read for specific information and gist – multiple choice; match headings to paragraphs; T/F/DS statements)

### Listening Competence

- Listen to and understand dialogues about chores (listen for detail – multiple matching)

### Speaking Competence

- ask about/explain rules

### Writing Competence

- write a leaflet for camping rules
- write an advert about a flat for rent